

# Harpoon 5.2




Harpoon 5.2

BOSTON  
**WHALER**



**The first sailboat  
from Boston Whaler.  
But not the last.**



It had to happen.

A Boston Whaler that tacks, planes and jibes. A Boston Whaler that beats, reaches and runs.

Introducing Harpoon 5.2. A 17-footer that's just the beginning of a whole new line of exciting family sailboats from Boston Whaler.

Okay, we know what you're thinking. What's a powerboat company doing designing sailboats?

Well, don't worry. Because even though we design and build some of the world's best powerboats, when it came to designing the Harpoon we went to one of the world's leading authorities on yacht design — C & C.

For example, an enormous 7'5" beam makes Harpoon 5.2 exceptionally stable. Even in strong, gusty winds. Plus it makes for a roomier cockpit and provides greater sail-carrying ability than any other 17-footer currently available.

Put that together with Harpoon's super light weight of just 400 lbs. and you've got a boat that's fast and easy to handle.

Of course, if a boat isn't safe, it doesn't matter how well it performs. So we make the Harpoon 5.2 the same way we make all Boston Whalers. With our unique foam sandwich construction.

Not only does it make Harpoon absolutely unsinkable, it also makes her extremely strong.

And because Harpoon is backed up with a 10-year hull warranty, which happens to be the longest, most inclusive in the sailboat business, we can promise you a boat with a much higher than normal resale value.

Which leads us to equipment. Harpoon 5.2 is loaded with it. Standard equipment includes hiking stick, 3-part removable boom vang, cunningham, black anodized mast and boom (foam-filled to prevent turtling), airfoil design centerboard and kick-up rudder, mid-boom sheeting, jiffy reefing, and Elvstrom super bailers (by the way, Harpoon's cockpit is self-bailing underway and at rest). Spinnaker package is optional.

Also you'll find all the biggest names in sails, blocks and line on Harpoon 5.2. The same names you'll find on some of the hottest racing



boats in the world. Like Samson line. And Schaeffer hardware. After all, dependable equipment is just as important to you as it is to a top-notch racer.

And thanks to a special, molded-in skeg that centers the boat on the trailer while launching and loading, Harpoon 5.2 is as easy to transport as it is to rig — strictly a one-man operation.

Harpoon 5.2. The start of a whole new generation of some of the liveliest, safest, most practical family sailboats to come along in years.

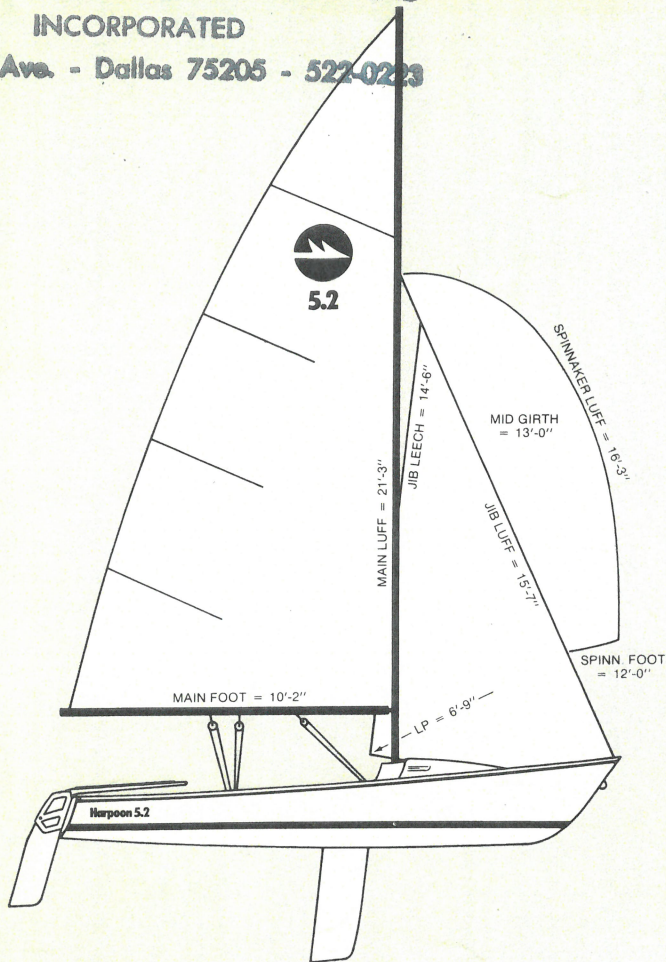
**BOSTON  
WHALER**

# Harpoon 5.2

# INLAND SAILBOATS

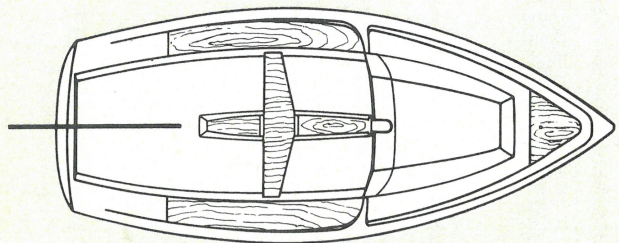
INCORPORATED

710 Cole Ave. - Dallas 75205 - 522-0223



## Harpoon 5.2 Specifications:


L.O.A.	17' (5.2 meters)
L.W.L.	15'
Beam	7'5"
Draft	4½" (board up) 3'8" (board down)
Hull Weight	about 400 lbs.
Sail Area	Main 108 sq. ft. Jib 52 sq. ft. <hr/> Total 160 sq. ft.




## HARPOON 5.2 IS A SNAP TO RIG. ALL BY YOURSELF.




1. Mast rides securely on trailer support and boom crotch.



2. Slip the mast onto Harpoon's hinged step pin.



3. Raise mast with jib halyard.



4. Mount boom and launch.

For the name of your nearest dealer, write  
Harpoon Sailboats, Boston Whaler, Inc., 1149  
Hingham Street, Rockland, MA 02370.



# Harpoon 5.2